

From Data to Actionable Insights with LumosAI

Operational Foresight for the Next Generation Enterprise

Executive Summary

Predictive analytics is rapidly becoming one of the most important capabilities in modern enterprise strategy.

Organisations today face increasing pressure to:

- anticipate disruption,
- respond faster to operational change,
- reduce uncertainty,
- improve customer outcomes,
- and make more confident strategic decisions.

Yet despite significant investment in analytics technologies, many organisations still struggle to transform data into meaningful foresight.

Traditional analytics systems are often:

- fragmented,
- retrospective,
- manually intensive,
- and disconnected from operational decision-making.

Artificial Intelligence is changing this dynamic.

By combining machine learning, connected operational intelligence and real-time signal analysis, predictive analytics enables organisations to move from reactive reporting toward proactive intervention.

LumosAI extends predictive analytics further by introducing:

- graph-native organisational modelling,
- semantic operational understanding,
- explainable AI reasoning,
- and intervention intelligence.

The result is not simply better forecasting.

The result is a connected operational intelligence layer capable of helping organisations understand what is likely to happen, why it is happening and where action will create the greatest impact.

Introduction

What is Predictive Analytics?

Predictive analytics refers to the use of:

- historical data,
- real-time operational signals,
- statistical modelling,
- machine learning,
- and AI reasoning

to forecast likely future outcomes.

Predictive analytics helps organisations identify:

- emerging trends,
- operational risk,
- behavioural patterns,
- customer changes,
- performance deterioration,
- and potential intervention opportunities.

Rather than waiting for problems to appear, organisations can anticipate conditions before disruption occurs.

Why Predictive Analytics Matters

Enterprise environments are becoming increasingly complex.

Organisations must now manage:

- rapidly changing customer expectations,
- operational volatility,
- workforce transformation,
- regulatory pressure,
- economic uncertainty,
- and accelerated digital change.

In this environment, retrospective reporting alone is no longer sufficient.

Leaders require:

- operational foresight,
- early warning signals,
- scenario simulation,
- and real-time predictive intelligence.

Predictive analytics is therefore evolving from a specialist capability into a strategic enterprise requirement.

The LumosAI Perspective

LumosAI approaches predictive analytics differently from traditional forecasting systems.

Rather than analysing isolated data points, LumosAI creates a connected model of organisational reality.

By combining:

- operational intelligence,
- graph reasoning,
- semantic understanding,
- AI-driven analysis,
- and intervention modelling,

LumosAI enables organisations to:

- identify hidden dependencies,
- understand propagation effects,
- simulate interventions,
- and act with greater confidence.

This transforms predictive analytics from:

“What might happen?”

into:

“What is driving change, what will happen next and where should we intervene?”

Section 1 – Predictive Analytics Today

Reactive vs Proactive Decision-Making

Many organisations still operate reactively.

Traditional enterprise reporting systems primarily focus on:

- historical metrics,
- periodic reporting,
- retrospective dashboards,
- and static performance summaries.

By the time operational issues are identified:

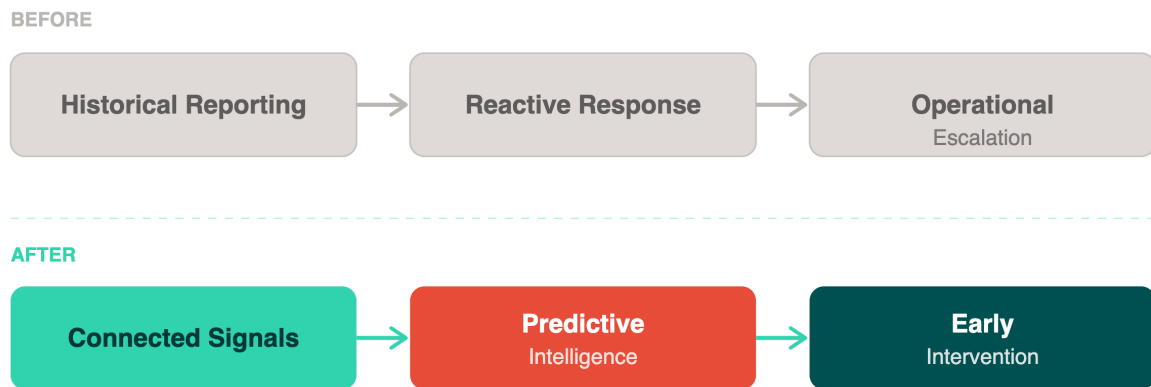
- customer impact may already have occurred,
- operational risk may have escalated,
- and leadership teams may already be responding too late.

Predictive analytics changes this dynamic.

Instead of simply explaining what has happened, predictive systems help organisations:

- anticipate future conditions,
- identify emerging patterns,
- and intervene earlier.

Diagram – Reactive vs Predictive Enterprise Models



Common Enterprise Limitations

Despite growing interest in predictive analytics, many organisations struggle with implementation.

Data Silos

Operational information is often spread across:

- ERP systems,
- CRM platforms,
- workforce tools,
- customer feedback systems,
- financial systems,
- and governance platforms.

These disconnected environments limit predictive visibility.

Manual Analysis

Many organisations still rely on:

- spreadsheet consolidation,
- manual reporting,
- static dashboards,
- and disconnected analytical processes.

This creates:

- slow response times,
- inconsistent interpretation,
- duplicated effort,
- and reduced operational agility.

Slow Feedback Loops

Traditional reporting cycles are often:

- weekly,
- monthly,
- or quarterly.

This delays organisational awareness and reduces the ability to respond quickly.

By the time insights are available:

- operational conditions may already have changed.

The Visibility Challenge

Many predictive initiatives fail because organisations lack a connected understanding of enterprise relationships.

Without contextual understanding, predictive systems often:

- identify symptoms without causes,
- generate isolated alerts,
- or create recommendations without operational context.

LumosAI addresses this by connecting enterprise conditions into a graph-native operational intelligence model.

Section 2 – The AI Advantage

Machine Learning for Trend Forecasting

Machine learning enables organisations to identify patterns across:

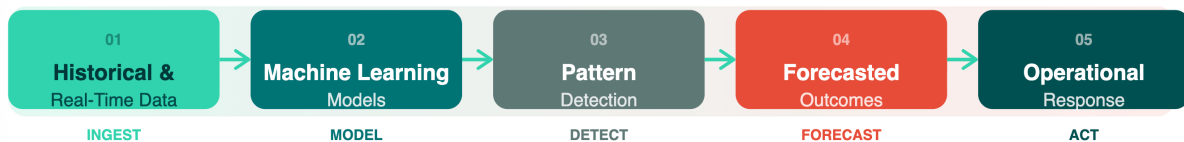
- historical behaviour,
- operational signals,
- customer interactions,
- workforce activity,
- and financial performance.

These systems continuously learn from enterprise data to improve forecasting accuracy over time.

AI-driven forecasting can support:

- customer demand prediction,
- workforce planning,
- operational risk forecasting,
- delivery performance analysis,
- and transformation monitoring.

AI Forecasting Process



Automated Anomaly Detection

AI systems are highly effective at detecting anomalies.

This enables organisations to identify:

- unusual operational conditions,
- emerging risk patterns,
- behavioural deviations,
- unexpected performance changes,
- and early warning indicators.

Automated anomaly detection significantly improves:

- operational awareness,
- risk management,
- and response speed.

Example – Detecting Operational Deterioration

LumosAI may identify:

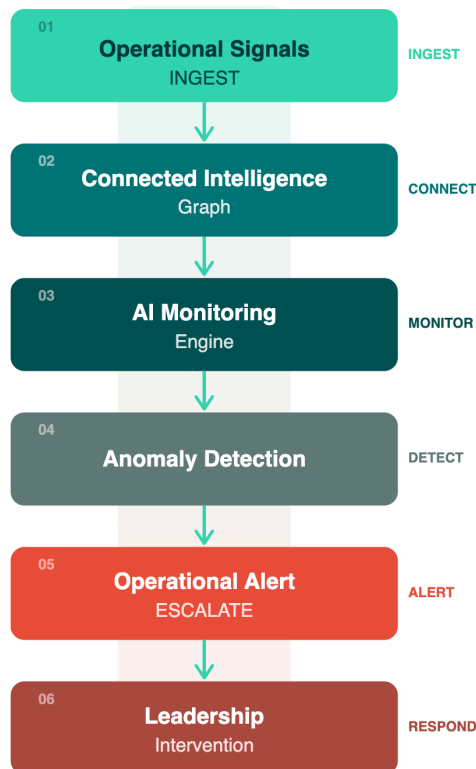
- increasing customer complaints,
- slower operational response times,
- declining workforce sentiment,
- and rising compliance exceptions.

Individually these may appear manageable.

Combined through the operational intelligence graph, they reveal an emerging systemic issue.

This enables leadership teams to intervene before disruption escalates.

AI Anomaly Detection



Real-Time Scenario Modelling

One of the most powerful advantages of AI-driven predictive analytics is scenario modelling.

Organisations can evaluate:

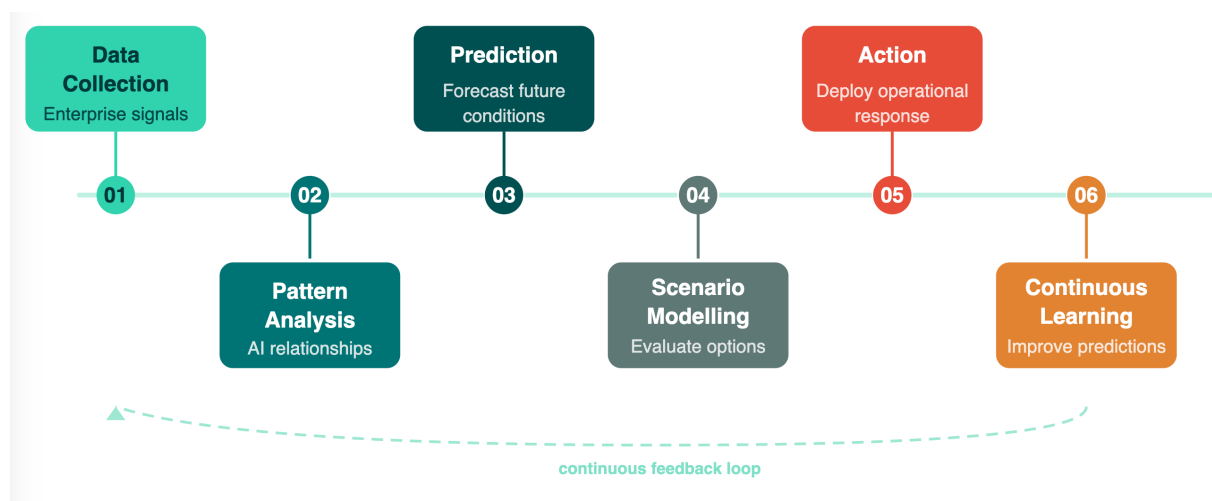
- multiple intervention options,
- operational trade-offs,
- downstream propagation effects,
- and likely future outcomes.

This allows leadership teams to explore:

- What happens if operational demand increases?
- How will workforce restructuring affect customer satisfaction?
- What risks emerge if supply chain delays escalate?
- Which intervention delivers the greatest operational improvement?

AI-driven scenario modelling transforms predictive analytics into operational foresight.

Scenario Modelling Timeline



Section 3 – LumosAI’s Approach

Operational Intelligence Rather Than Isolated Forecasting

Traditional predictive analytics systems often focus on isolated forecasting models.

LumosAI introduces a broader operational intelligence approach.

The platform combines:

- connected enterprise data,
- semantic organisational understanding,
- graph intelligence,
- explainable AI reasoning,
- and intervention simulation.

This enables organisations to understand:

- not just what may happen,
- but what is driving change,
- where conditions propagate,
- and what actions are most effective.

The LumosAI Operational Intelligence Layer

The LumosAI platform includes:

Connected Enterprise Signals

Operational, workforce, customer, governance and financial conditions are connected into a unified intelligence environment.

Semantic Understanding

The LumosAI Ontology™ creates shared operational meaning across enterprise conditions.

IXGraph™

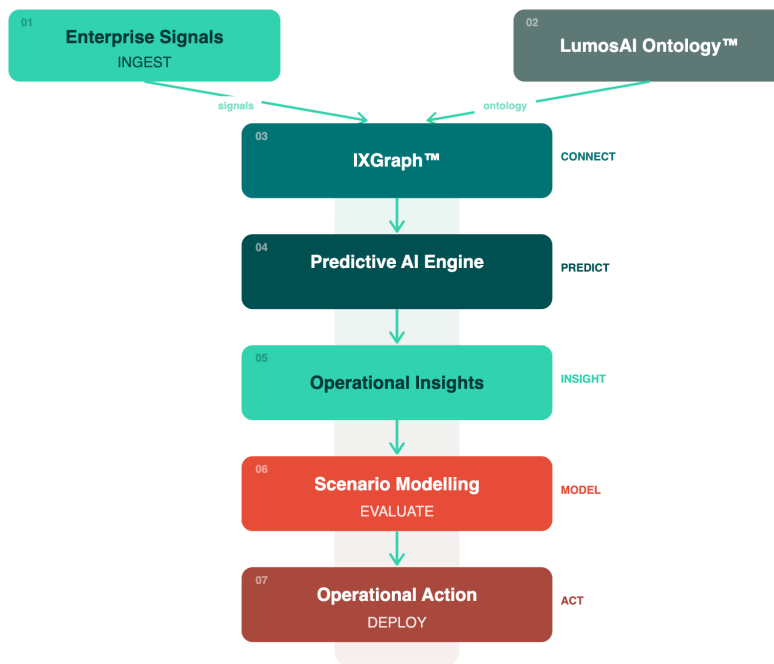
A graph-native operational model connects enterprise relationships, dependencies and propagation pathways.

AI Reasoning Layer

AI models analyse operational conditions and identify patterns, anomalies and predictive outcomes.

Intervention Intelligence

Leadership teams can simulate interventions before taking action.

LumosAI Predictive Intelligence Architecture**Example Use Case – Predicting Customer Churn**

A customer services organisation experience:

- increasing complaint volumes,
- declining satisfaction scores,
- and rising cancellation risk.

Traditional reporting identifies declining customer metrics.

LumosAI connects:

- workforce engagement,
- operational delays,
- service escalation patterns,
- governance issues,
- and customer feedback.

The platform reveals that:

- staffing shortages,
- inconsistent service handling,
- and operational bottlenecks are driving downstream customer dissatisfaction.

AI-driven forecasting predicts further churn escalation unless intervention occurs.

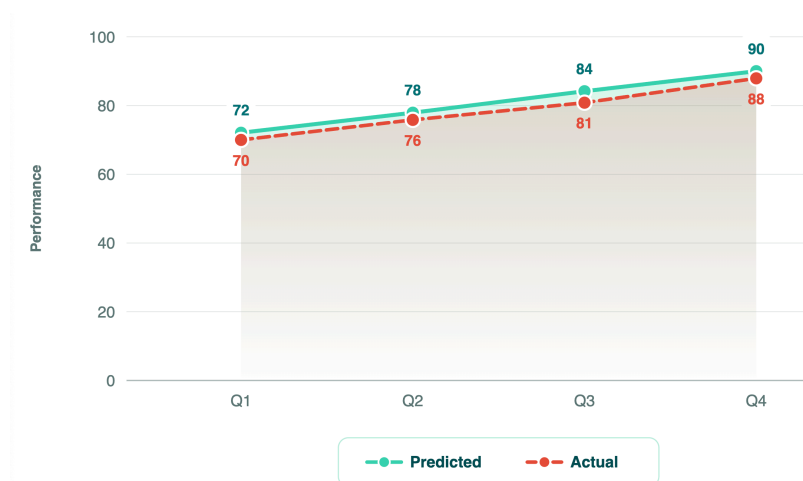
Leadership teams use intervention simulation to evaluate:

- staffing changes,
- workflow improvements,
- and customer communication strategies.

Illustrative Enterprise Benefits

Area	Example Improvement
Operational visibility	Significantly improved
Time to identify risk	Reduced substantially
Customer retention	Increased
Reporting effort	Reduced
Decision confidence	Improved
Escalation response time	Accelerated

Predicted vs Actual Outcomes



Section 4 – Steps to Unlock Predictive Analytics

Centralise Enterprise Intelligence

Predictive analytics depends on connected visibility.

Organisations should prioritise:

- integrated enterprise signals,
- semantic consistency,
- operational relationship mapping,
- and graph-native intelligence.

Fragmented data environments reduce predictive effectiveness.

Select the Right Models and Monitor Continuously

Predictive models must evolve alongside organisational conditions.

Effective predictive analytics requires:

- ongoing monitoring,
- continuous learning,
- operational feedback loops,
- and explainable reasoning.

LumosAI supports this through:

- graph-connected intelligence,
- explainable AI,
- semantic operational modelling,
- and intervention simulation.

Embed Insights into Daily Operations

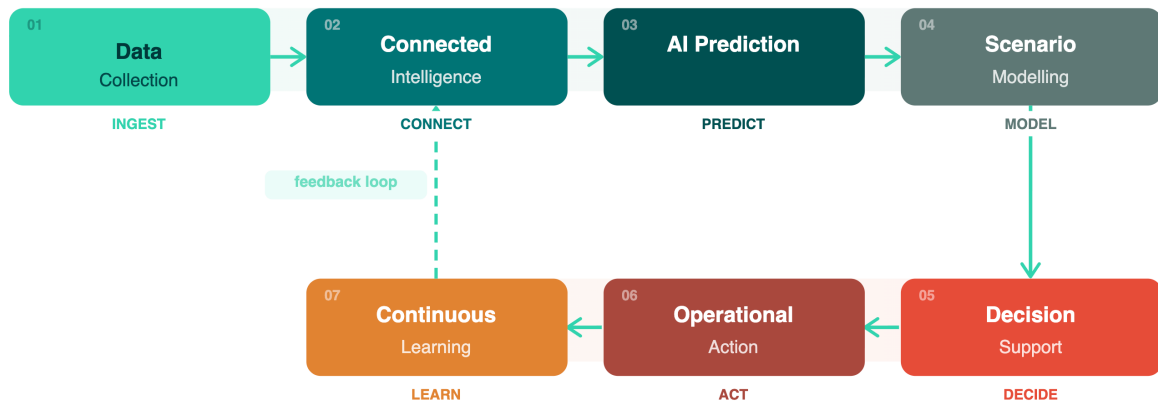
Predictive intelligence only creates value when organisations operationalise insights.

This means embedding predictive recommendations into:

- operational workflows,
- leadership reporting,
- transformation planning,
- governance processes,
- and enterprise decision-making.

Predictive analytics should become part of the operational nervous system of the organisation.

From Data to Operational Foresight



Industry Predictive Analytics Scenarios

Financial Services

Predict:

- fraud patterns,
- customer attrition,
- operational risk,
- and compliance exposure.

Healthcare

Forecast:

- patient demand,
- workforce pressures,
- and service bottlenecks.

Manufacturing

Identify:

- supply chain disruption,
- equipment failure,
- and production inefficiency.

Utilities & Infrastructure

Predict:

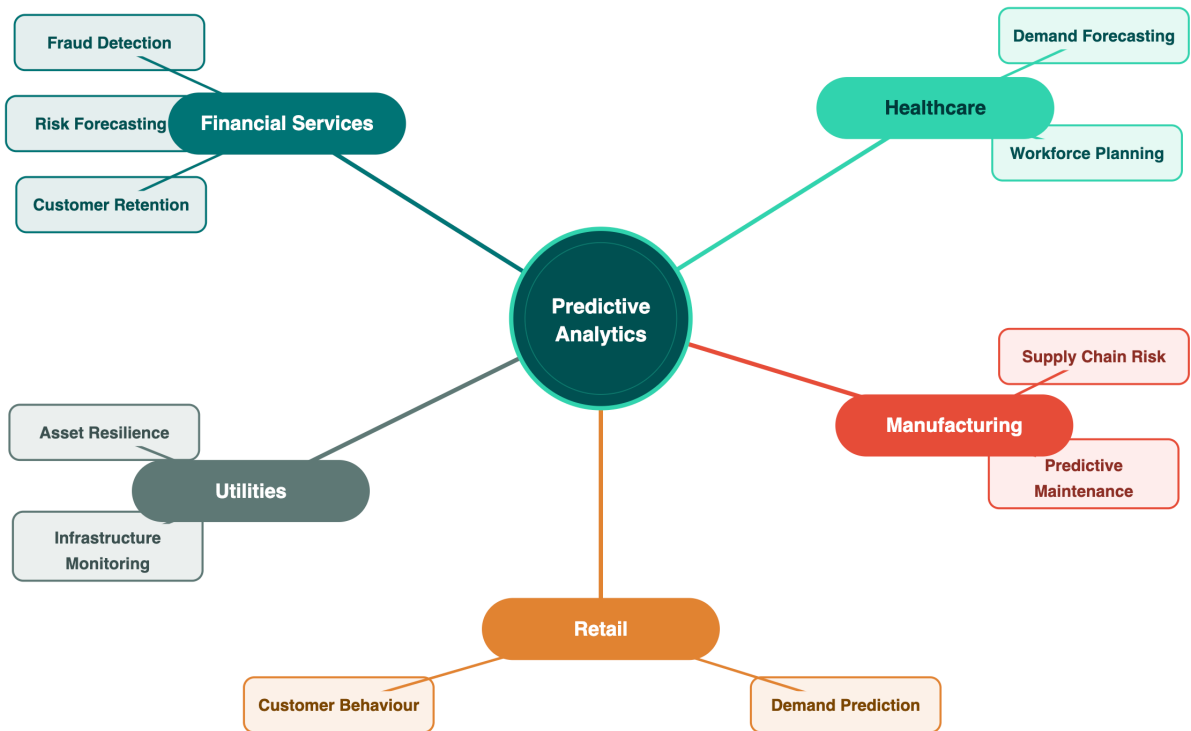
- asset failure,
- maintenance demand,
- and operational resilience risk.

Retail & Customer Services

Forecast:

- customer behaviour,
- demand changes,
- and service capacity pressures.

Industry Predictive Intelligence Scenarios



Conclusion

Predictive analytics is rapidly evolving from a specialist capability into a core enterprise requirement.

Organisations that can:

- anticipate change,
- identify operational risk early,
- model interventions,
- and respond faster

will gain significant strategic advantage.

However, predictive intelligence requires more than isolated forecasting models.

It requires:

- connected organisational understanding,
- semantic intelligence,
- explainable AI,
- operational visibility,
- and intervention modelling.

LumosAI enables organisations to move from fragmented analytics toward connected operational foresight.

By combining graph intelligence, predictive AI and explainable operational reasoning, LumosAI helps enterprises transform data into confident action.